








Online/Hybrid Course Questionnaire

| 1. Select the course below that you attended: | | | Response Percent | Response Count |
|---|--|--|--------------------------|----------------|
| Other | | | 24.1% | 7 |
| BMMT 321 Digital Tools | | | 34.5% | 10 |
| BMMT 496 Administration using Database | | | 27.6% | 8 |
| CMT 205 Digital Photo Technology | | | 17.2% | 5 |
| CMT 421 Web Publishing Technology | | | 20.7% | 6 |
| BMMT 366 Methods of Teaching Business Education | | | 20.7% | 6 |
| | | | answered question | 29 |
| | | | skipped question | 1 |




| 2. How many Hybrid and/or Online courses have you attended? | | | Response Percent | Response Count |
|---|--|--|--------------------------|----------------|
| 1 | | | 17.2% | 5 |
| 2 | | | 6.9% | 2 |
| 3 | | | 20.7% | 6 |
| 4 | | | 6.9% | 2 |
| 5 or more | | | 48.3% | 14 |
| | | | answered question | 29 |
| | | | skipped question | 1 |

| 3. Gender | | | |
|-----------|--|--------------------------|----------------|
| | | Response Percent | Response Count |
| Male |  | 27.6% | 8 |
| Female |  | 72.4% | 21 |
| | | answered question | 29 |
| | | skipped question | 1 |






| 4. Student Status | | | |
|-------------------|---|--------------------------|----------------|
| | | Response Percent | Response Count |
| Full Time |  | 58.6% | 17 |
| Part Time |  | 34.5% | 10 |
| Conditional (CE) |  | 6.9% | 2 |
| | | answered question | 29 |
| | | skipped question | 1 |

| 5. Student Type | | | |
|-----------------|--|--------------------------|----------------|
| | | Response Percent | Response Count |
| Traditional |  | 41.4% | 12 |
| Non-Traditional |  | 58.6% | 17 |
| | | answered question | 29 |
| | | skipped question | 1 |





6. What do you consider your learning style?

| | | Response Percent | Response Count |
|---------------------|--|--------------------------|----------------|
| Visual |  | 58.6% | 17 |
| Auditory |  | 6.9% | 2 |
| Tactile/Kinesthetic |  | 34.5% | 10 |
| | | <i>answered question</i> | 29 |
| | | <i>skipped question</i> | 1 |


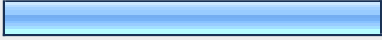



7. Journaling helped me to stay focused and up-to-date between face-to-face meetings of the course.

| | | Response Percent | Response Count |
|-------------------|---|--------------------------|----------------|
| Strongly Agree |  | 6.9% | 2 |
| Agree |  | 34.5% | 10 |
| Disagree |  | 24.1% | 7 |
| Strongly Disagree |  | 6.9% | 2 |
| NA |  | 27.6% | 8 |
| | | <i>answered question</i> | 29 |
| | | <i>skipped question</i> | 1 |






8. Laboratory style assignments previewed during face-to-face meetings, and then later assigned online, improved my performance.

| | | Response Percent | Response Count |
|-------------------|---|--------------------------|----------------|
| Strongly Agree |  | 24.1% | 7 |
| Agree |  | 37.9% | 11 |
| Disagree |  | 6.9% | 2 |
| Strongly Disagree | | 0.0% | 0 |
| NA |  | 31.0% | 9 |
| | | answered question | 29 |
| | | skipped question | 1 |






9. When required to communicate to the instructor between face-to-face meetings I preferred a synchronous (real-time) chat session vs. an asynchronous (threaded or delayed) session.

| | | Response Percent | Response Count |
|-------------------|--|--------------------------|----------------|
| Strongly Agree |  | 17.2% | 5 |
| Agree |  | 41.4% | 12 |
| Disagree |  | 20.7% | 6 |
| Strongly Disagree |  | 17.2% | 5 |
| NA |  | 3.4% | 1 |
| | | answered question | 29 |
| | | skipped question | 1 |




10. During threaded discussions, required responses to other classmates enhanced my understanding of the material.

| | | Response Percent | Response Count |
|---------------------------------|--|------------------|----------------|
| Strongly Agree |  | 6.9% | 2 |
| Agree |  | 41.4% | 12 |
| Disagree |  | 41.4% | 12 |
| Strongly Disagree |  | 6.9% | 2 |
| NA |  | 3.4% | 1 |
| <i>answered question</i> | | | 29 |
| <i>skipped question</i> | | | 1 |





11. The time spent participating in threaded discussions was well spent considering the learning or understanding gained.

| | | Response Percent | Response Count |
|---------------------------------|--|------------------|----------------|
| Strongly Agree |  | 10.3% | 3 |
| Agree |  | 48.3% | 14 |
| Disagree |  | 31.0% | 9 |
| Strongly Disagree |  | 6.9% | 2 |
| NA |  | 3.4% | 1 |
| <i>answered question</i> | | | 29 |
| <i>skipped question</i> | | | 1 |






12. I find text-based articles beneficial to understanding the material in a hybrid or online course.

| | | Response Percent | Response Count |
|-------------------|--|--------------------------|----------------|
| Strongly Agree |  | 27.6% | 8 |
| Agree |  | 58.6% | 17 |
| Disagree |  | 13.8% | 4 |
| Strongly Disagree | | 0.0% | 0 |
| NA | | 0.0% | 0 |
| | | answered question | 29 |
| | | skipped question | 1 |


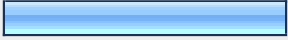



13. I find video-enhanced content beneficial to understanding the material in a hybrid or online course

| | | Response Percent | Response Count |
|-------------------|--|--------------------------|----------------|
| Strongly Agree |  | 34.5% | 10 |
| Agree |  | 51.7% | 15 |
| Disagree |  | 6.9% | 2 |
| Strongly Disagree | | 0.0% | 0 |
| NA |  | 6.9% | 2 |
| | | answered question | 29 |
| | | skipped question | 1 |






14. Video enhanced content that contained imagery or audio of my actual instructor enhanced my understanding of the material compared to video-enhanced material that did not contain my actual instructor.

| | | Response Percent | Response Count |
|-------------------|---|--------------------------|----------------|
| Strongly Agree |  | 17.2% | 5 |
| Agree |  | 20.7% | 6 |
| Disagree |  | 34.5% | 10 |
| Strongly Disagree |  | 3.4% | 1 |
| NA |  | 24.1% | 7 |
| | | answered question | 29 |
| | | skipped question | 1 |






15. When I have met the instructor and my classmates face to face, I feel more committed to the assignments, course materials, and/or tasks within the course.

| | | Response Percent | Response Count |
|-----------------------|---|--------------------------|----------------|
| Strongly Agree |  | 31.0% | 9 |
| Agree |  | 31.0% | 9 |
| Disagree |  | 24.1% | 7 |
| Strongly Disagree |  | 6.9% | 2 |
| NA |  | 6.9% | 2 |
| | | answered question | 29 |
| | | skipped question | 1 |



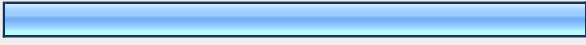

16. I prefer an online course over a traditional course.

| | | Response Percent | Response Count |
|-------------------|--|--------------------------|----------------|
| Strongly Agree |  | 20.7% | 6 |
| Agree |  | 10.3% | 3 |
| Disagree |  | 51.7% | 15 |
| Strongly Disagree |  | 13.8% | 4 |
| NA |  | 3.4% | 1 |
| | | answered question | 29 |
| | | skipped question | 1 |





17. I prefer a hybrid course over an online course.

| | | Response Percent | Response Count |
|-------------------|---|--------------------------|----------------|
| Strongly Agree |  | 20.7% | 6 |
| Agree |  | 31.0% | 9 |
| Disagree |  | 27.6% | 8 |
| Strongly Disagree |  | 3.4% | 1 |
| NA |  | 17.2% | 5 |
| | | answered question | 29 |
| | | skipped question | 1 |





18. I prefer to work by myself and only discuss issues with my instructor.

| | | Response Percent | Response Count |
|--------------------------|--|------------------|----------------|
| Strongly Agree |  | 3.6% | 1 |
| Agree |  | 25.0% | 7 |
| Disagree |  | 64.3% | 18 |
| Strongly Disagree |  | 7.1% | 2 |
| NA | | 0.0% | 0 |
| <i>answered question</i> | | | 28 |
| <i>skipped question</i> | | | 2 |






19. When I work on assignments that are traditionally thought of as laboratory style and then work on them individually away from the instructor, I seek advice from my “online” classmates using a chatroom or discussion area.

| | | Response Percent | Response Count |
|--------------------------|--|------------------|----------------|
| Strongly Agree | | 0.0% | 0 |
| Agree |  | 31.0% | 9 |
| Disagree |  | 51.7% | 15 |
| Strongly Disagree |  | 6.9% | 2 |
| NA |  | 10.3% | 3 |
| <i>answered question</i> | | | 29 |
| <i>skipped question</i> | | | 1 |






20. When assigned to a group, I find it beneficial to actually meet the members in person when working together between hybrid classroom meetings.

| | | Response Percent | Response Count |
|-------------------|--|--------------------------|----------------|
| Strongly Agree |  | 24.1% | 7 |
| Agree |  | 41.4% | 12 |
| Disagree |  | 24.1% | 7 |
| Strongly Disagree | | 0.0% | 0 |
| NA |  | 10.3% | 3 |
| | | answered question | 29 |
| | | skipped question | 1 |


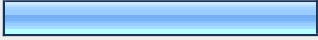



21. Assignments in a hybrid are crafted and delivered more like an online course assignment than a traditional course assignment.

| | | Response Percent | Response Count |
|-------------------|---|--------------------------|----------------|
| Strongly Agree |  | 10.3% | 3 |
| Agree |  | 34.5% | 10 |
| Disagree |  | 31.0% | 9 |
| Strongly Disagree |  | 3.4% | 1 |
| NA |  | 20.7% | 6 |
| | | answered question | 29 |
| | | skipped question | 1 |






22. Meeting the members in my class in person before responding to them in an online format (chat or discussion) enhances the communication process.

| | | Response Percent | Response Count |
|-------------------|--|--------------------------|----------------|
| Strongly Agree |  | 24.1% | 7 |
| Agree |  | 41.4% | 12 |
| Disagree |  | 20.7% | 6 |
| Strongly Disagree |  | 3.4% | 1 |
| NA |  | 10.3% | 3 |
| | | answered question | 29 |
| | | skipped question | 1 |





23. The convenience of online/hybrid instruction outweighs the immediate value of face-to-face feedback available in a traditional delivery

| | | Response Percent | Response Count |
|-------------------|---|--------------------------|----------------|
| Strongly Agree |  | 20.7% | 6 |
| Agree |  | 34.5% | 10 |
| Disagree |  | 37.9% | 11 |
| Strongly Disagree |  | 3.4% | 1 |
| NA |  | 3.4% | 1 |
| | | answered question | 29 |
| | | skipped question | 1 |




24. Rubrics (description of the assignment goals and objectives) posted online enhance my ability to understand the instructions/directions of the corresponding assignment.

| | | Response Percent | Response Count |
|-------------------|--|--------------------------|----------------|
| Strongly Agree |  | 41.4% | 12 |
| Agree |  | 48.3% | 14 |
| Disagree |  | 3.4% | 1 |
| Strongly Disagree |  | 3.4% | 1 |
| NA |  | 3.4% | 1 |
| | | <i>answered question</i> | 29 |
| | | <i>skipped question</i> | 1 |

25. Contacting my online instructor to receive face-to-face help with an assignment improves my understanding of the material.

| | | Response Percent | Response Count |
|-------------------|---|--------------------------|----------------|
| Strongly Agree |  | 34.5% | 10 |
| Agree |  | 37.9% | 11 |
| Disagree |  | 10.3% | 3 |
| Strongly Disagree | | 0.0% | 0 |
| NA |  | 17.2% | 5 |
| | | <i>answered question</i> | 29 |
| | | <i>skipped question</i> | 1 |

26. If you had a choice, which type of course would you select:

| | | Response Percent | Response Count |
|-------------|--|--------------------------|----------------|
| Traditional |  | 41.4% | 12 |
| Online |  | 24.1% | 7 |
| Hybrid |  | 34.5% | 10 |
| | | <i>answered question</i> | 29 |
| | | <i>skipped question</i> | 1 |